

DESCRIZIONE

Le bobine serie KMA devono essere alimentate in corrente alternata, le KMD invece in corrente continua. Queste bobine sono utilizzabili solo con valvole normalmente chiuse. I terminali di collegamento sono costituiti da tre attacchi fast-on, due di linea e uno di terra, disposti in modo da potersi accoppiare perfettamente al connettore DIN43650. Tutte le bobine sono conformi alla Direttiva Bassa Tensione 2006/95/CE e alla Direttiva Compatibilità Elettromagnetica 2004/108/CE.

DESCRIPTION

The KMA series coils shall be powered in alternative current, while KMD with direct current. Coils are applicable only with normally closed valves. The connection terminals consist of three fast-on attacks, two from the line and one ground, designed to be coupled perfectly with the DIN43650 connector. All solenoids are in accordance with the Low Voltage Directive 2006/95/EC and the Electromagnetic Compatibility Directive 2004/108/EC.

Type	REFRIGERANT FLOW CAPACITY [kW]														
	Liquid line					Suction line					Hot Gas line				
	R134a	R22	R404A R507	R407C	R410A	R134a	R22	R404A R507	R407C	R410A	R134a	R22	R404A R507	R407C	R410A
EV32MM	4,81	5,20	3,37	4,89	4,86	-	-	-	-	-	2,41	1,93	1,93	2,34	2,85
EV33MM															
EV32S															
EV33S															
EV3M10S															
EV103MM	30,66	33,17	23,19	31,19	30,10	3,73	2,69	3,39	3,44	4,86	15,20	12,07	12,42	14,75	17,70
EV103S															
EV10M10S															
EV104MM	40,87	44,23	30,92	41,58	37,22	4,98	3,59	4,52	4,59	6,62	20,26	16,09	16,56	19,66	23,98
EV104S															
EV10M12S															
EV125MM	46,44	50,29	35,10	47,27	45,16	5,67	4,04	5,10	5,22	6,87	23,08	18,27	18,85	22,38	33,61
EV125S															
EV127S															
EV226S	110,23	120,87	84,41	113,00	100,90	9,56	13,72	12,04	12,50	16,51	43,29	55,05	44,62	53,49	64,19
EV227S															
EV229S															

NOTE

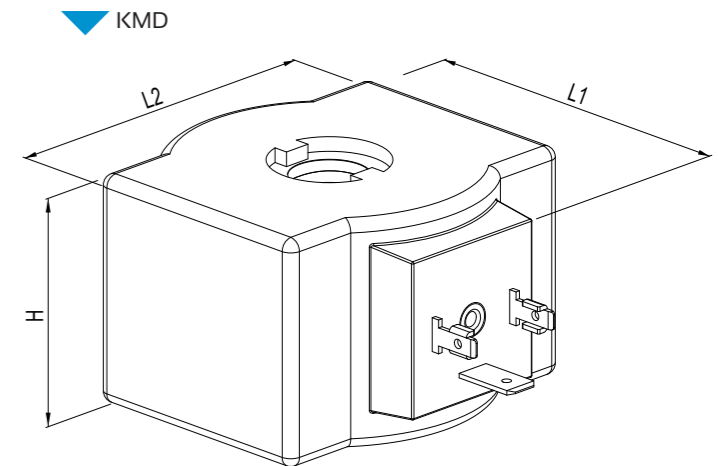
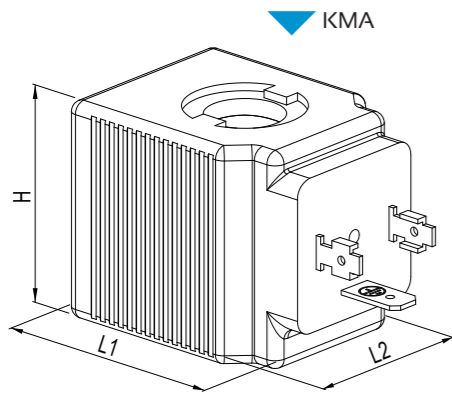
Condizioni operative di riferimento secondo AHRI Standard 760-2007:

Temperatura condensazione 110 °F (43,3 °C) Temperatura liquido 100 °F (37,8 °C)
 Sottoraffreddamento 10 °F (5,5 °K) Temperatura d'evaporazione 40 °F (4,4 °C)
 Temperatura d'aspirazione 65 °F (18,3 °C) Surriscaldamento 25 °F (13,9 °K)
 Temperatura di mandata 160 °F (71,1 °C)

NOTES

Standard rating conditions according to AHRI Standard 760-2007:

Condensing temp. 110 °F (43,3 °C) Liquid temperature 100 °F (37,8 °C)
 Subcooling 10 °F (5,5 °K) Evaporating temperature 40 °F (4,4 °C)
 Suction temperature 65 °F (18,3 °C) Superheating 25 °F (13,9 °K)
 Discharge temperature 160 °F (71,1 °C)



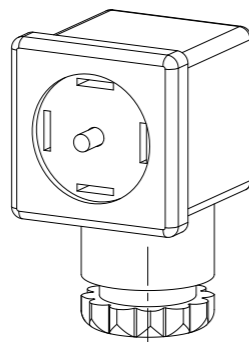
SOLENOID TECHNICAL SPECIFICATION													
Type	Volt		Voltage tolerance [%]	Frequency [Hz]	Connection	Degree of protection	Consumption at working in 20°C [mA]		Dimensions [mm]			Weight [g]	Pieces per box
	[Vac]	[Vdc]					AC @50 Hz	DC	L ₁	L ₂	H		
KMA2	24	-	±10	50/60	DIN43650	IP65 ⁽¹⁾ EN60529	971	-	48	36	39	225	25
KMA4	110	-					150	-				230	25
KMA6	220/230	-					87	-				230	25
KMA7	240	-					89	-				215	25
KMD2	-	12	+10/-5	-			-	1900	62	63	39	480	45
KMD4	-	24					-	950				495	45
KMD6	-	48					-	479				490	45
KMD8	-	110					-	209				490	45

NOTE

(1) E' il grado di protezione garantito dal sistema bobina & connettore DIN43650 assemblati con le apposite guarnizioni in dotazione, secondo EN 60529.

NOTES

(1) This is the degree of protection guaranteed by coil & plug system DIN43650 assembles with the appropriate gaskets in equipment, according to EN 60529.



JB9/11

Type	Pg	Cable		Protection degree
		Lenght [m]	Type	
JB9/11	9/11	-	-	IP65 (Mounted)
JB100	-	1	PVC	IP67
JB200	-	2	H05VVF	

JB100
JB200

